

Zenvida

Life is in the Details

Product: Madison Mid Cent Nesting Tables

SKU: 295-MADNSTBL

EMAIL: priority@zenvidahome.com

TEL: 855-349-4327

<http://bit.ly/ZENVIDA>



Reaching out via product review, marketplace email, social media or leaving seller feedback may cause a delay in response. If you have questions about this product or need anything, please contact us. You are our priority!

*****WARNING*****




Power tools may strip bolts or screws. Hand tighten bolts to only about 75% tight. Do NOT completely tighten any bolt during assembly until all bolts and washers are connected. Having someone help you may make assembly easier.

ASSEMBLY INSTRUCTIONS

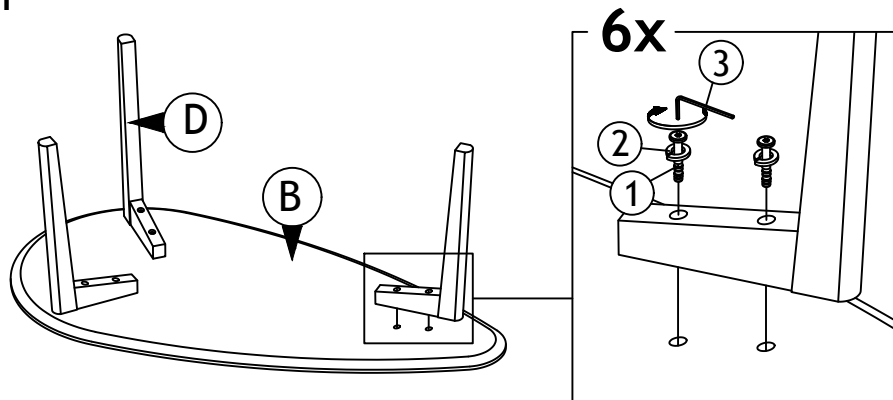
Read this instruction carefully. Refer hardware and furniture parts list for guidance. Be sure all parts are complete, before assembling. Place all wooden furniture part on a clean and flat soft surface to prevent scratcheds. Refer steps provided as assembling guide.

CAUTIONS :


- 1.Do not **FULLY-TIGHTEN** the nuts or nut bolts until all are in place.
- 2.To prevent thread damage.Ensure that nuts or nut bolts are not over-tighten.
- 3.Hardware are to be kept out of reach from children.

PART LIST			HARDWARE LIST		
ITEM	DESCRIPTION	QTY	ITEM	DESCRIPTION	QTY
A	TABLE TOP (BIG)	1 PC	1	JCBC SCREW M6 x 40MM 	12 PCS
B	TABLE TOP (SMALL)	1 PC	2	SPRING WASHER 1/4" 	12 PCS
C	TABLE LEG (LONG)	3 PCS	3	ALLEN KEY M4(BALL SHAPE)LONG 	1 PC
D	TABLE LEG (SHORT)	3 PCS			

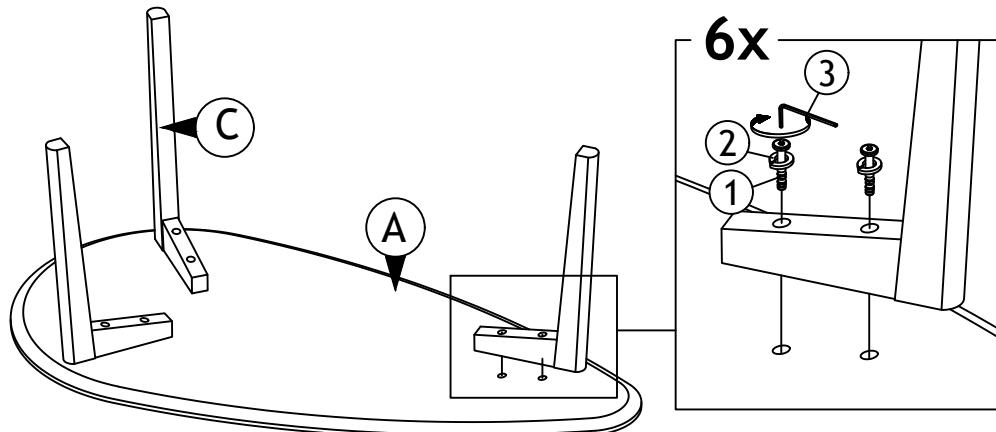
STEP 1



STEP 3



STEP 2



COMPLETED ASSEMBLY